EVERLANE HOME™

WASATCH UPHOLSTERED SOFA & LOVESEAT

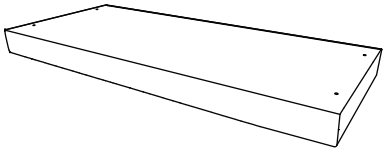

A Seat Deck
X1

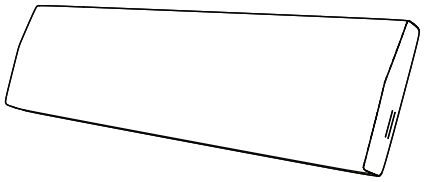

B Seat Back
X1

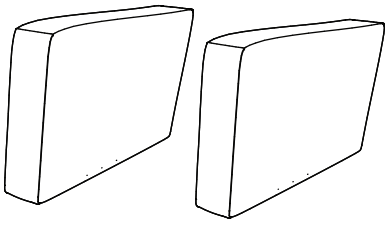

C Sofa Arms
X2

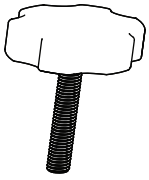

D Hand Bolt
X4

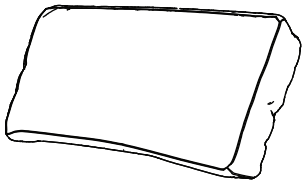

E Back Pillow
X3 for Sofa
X2 for Loveseat

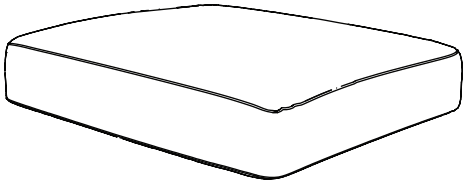

F Seat Cushion
X3 for Sofa
X2 for Loveseat



G Leg
X4

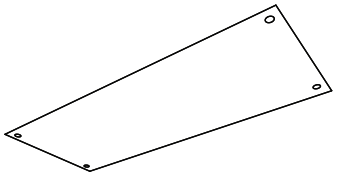

H Dust Cover
X1

NO TOOLS REQUIRED

EVERLANE HOME™

WASATCH UPHOLSTERED SOFA & LOVESEAT

1. Rotate the stretchers on the seat deck (A).

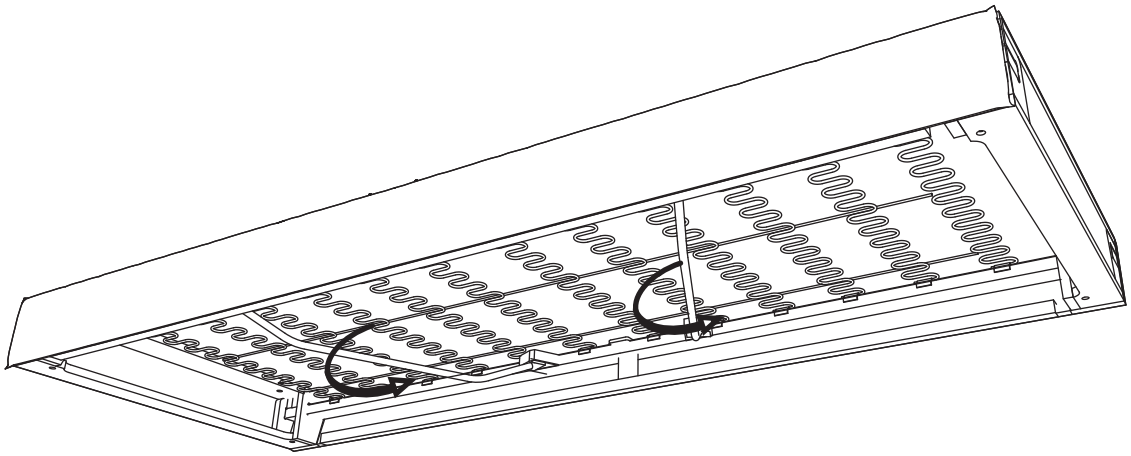

2. Align the sofa arms (C) with the holes and connect the hand bolts (D). Please note that the arms are labeled Left Side Facing Arm (LSF) and Right Side Facing Arm (RSF).

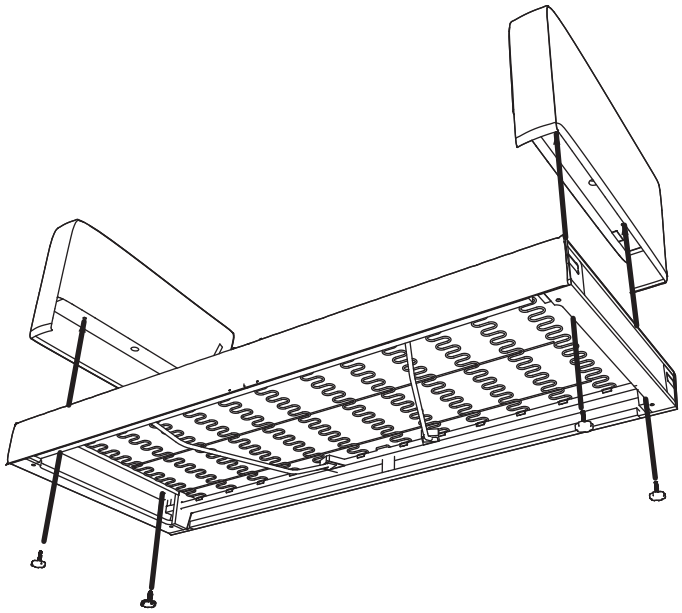

3. Turn the hand bolts (D) clockwise until slightly loose.

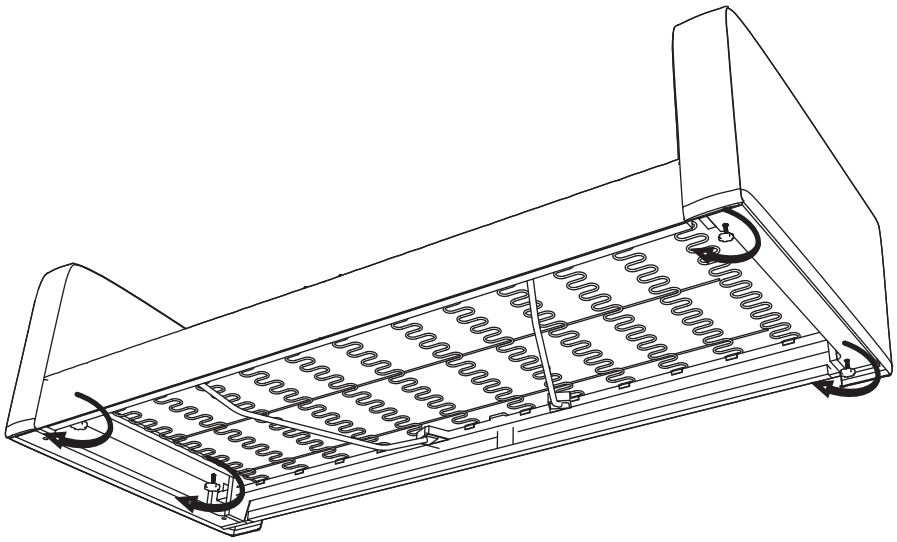

4. Slide down the backrest (B) into the brackets on each arm (C).
NOTE: The loose arms will help you slide the backrest into place smoothly.

Tighten the hand bolts (D) to secure the backrest (B) to the arms (C).



5. Pull down the bottom of the arms (C) and backrest (B) and secure to the seat deck (A) with black adhesive straps. Then place the dust cover (H) onto the straps.

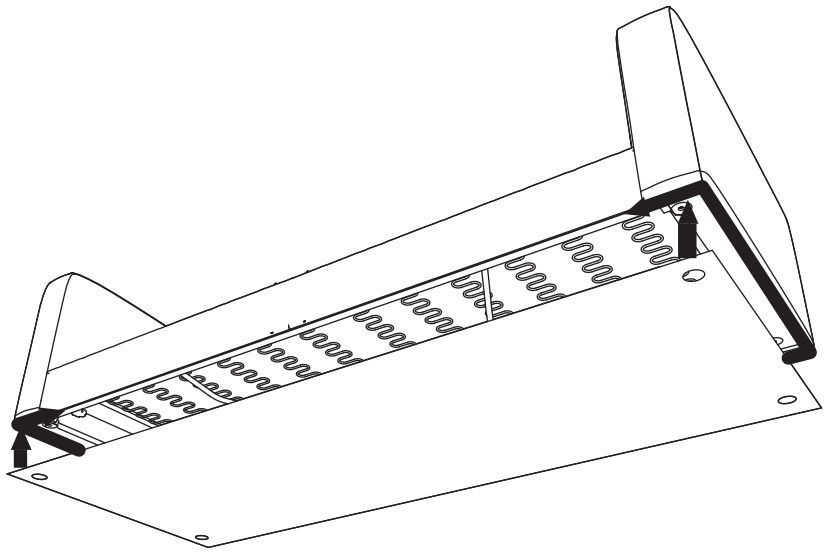

6. Screw in each leg (G) clockwise until secure.

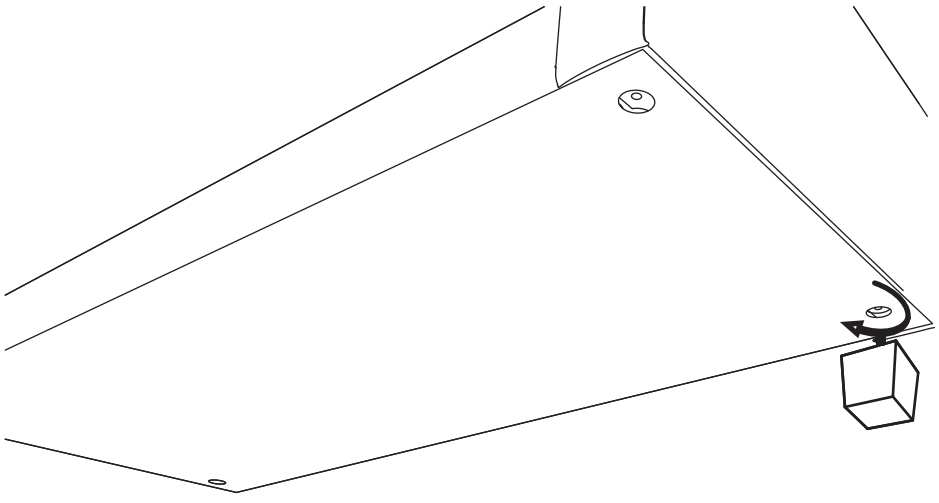

EVERLANE HOME™

WASATCH UPHOLSTERED SOFA & LOVESEAT

7. Place back pillow inserts into the pillow covers and close the zipper.
Then add the seat cushions (F) and back pillows (E).

Congrats! Enjoy your new sofa or loveseat.





EVERLANE HOME™

WASATCH UPHOLSTERED SOFA & LOVESEAT

LIMITED 1-YEAR WARRANTY

WHAT IS COVERED

This warranty covers any defects in materials or workmanship, with the exceptions stated below.

HOW LONG COVERAGE LASTS

This warranty runs for one (1) year from the date of purchase.

WHAT IS NOT COVERED

The warranty applies only to the original purchaser and does not cover: (a) wear and tear; (b) improper maintenance, misuse, or alteration; (c) repair by unauthorized representatives; (d) damage resulting from transit or handling; or (e) transportation costs.

WHAT WE WILL DO

At our sole discretion we will repair, replace, or refund any product that proves to be defective in materials or workmanship.

HOW TO GET SERVICE

Email "warranty@mavenliving.com" to submit your warranty claim. Please keep your receipt so that we may process your warranty request.

HOW STATE LAW APPLIES

This warranty gives you specific legal rights, and you may also have other rights which vary from state to state.

The foregoing warranty shall be exclusive and in lieu of any other warranty, express or implied, including warranties of merchantability and fitness for a particular purpose and all other warranties otherwise arising by operation of law, course of dealing, custom, trade, or otherwise. Neither the seller nor the manufacturer shall be liable for any injury, loss or damage, direct or consequential arising out of the use or inability to use this product.

WARRANTY FULFILLED BY MAVEN

EVERLANE HOME™

CANAPÉ ET CAUSEUSE REMBOURRÉS WASATCH

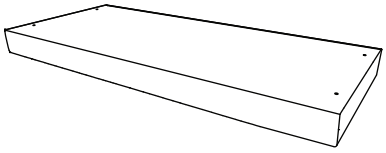

A Plateau de siège
X1

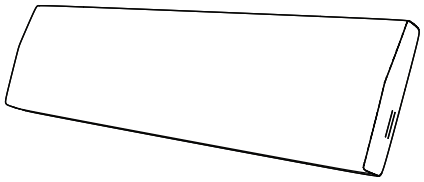

B Dos du siège
X1

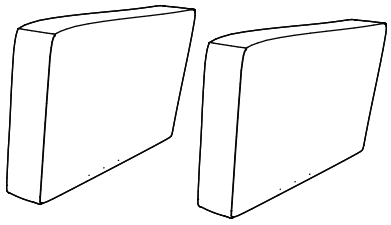

C Bras de canapé
X2

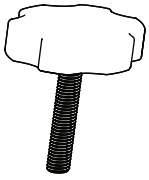

D Boulon à main
X4

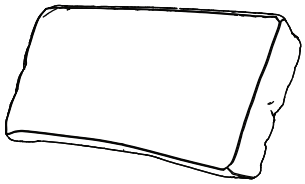

E Oreiller de dos
X3 pour canapé
X2 pour causeuse

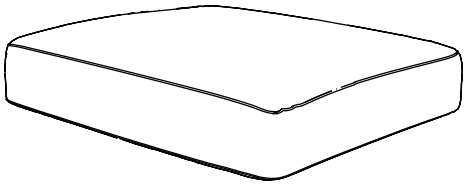

F Coussin du siège
X3 pour canapé
X2 pour causeuse



G Pied
X4

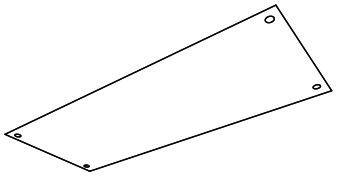

H Housse de protection
X1

AUCUN OUTIL REQUIS

EVERLANE HOME™

CANAPÉ ET CAUSEUSE REMBOURRÉS WASATCH

1. Faites pivoter les supports sur le plateau du siège (A).

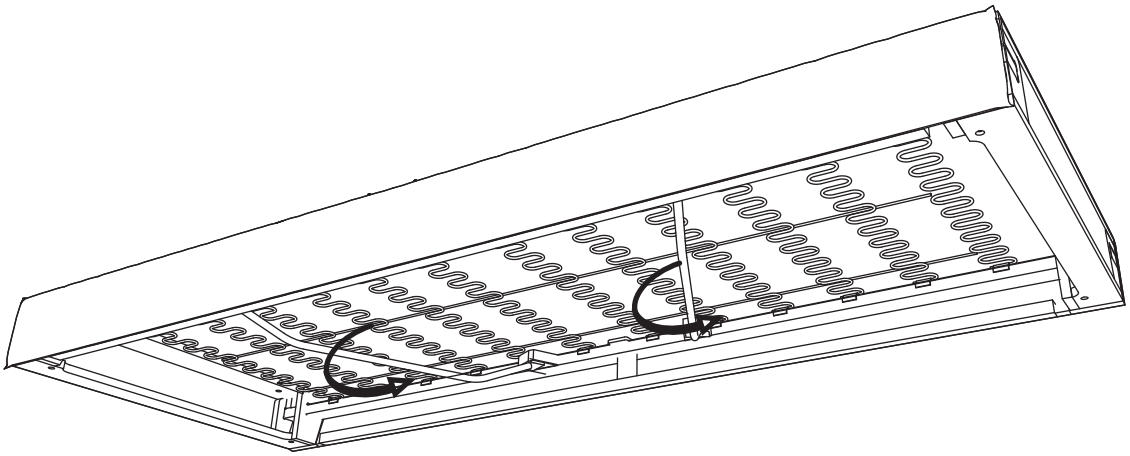

2. Alignez les bras du canapé (C) avec les trous et connectez les boulons à main (D). Veuillez noter que les bras sont étiquetés Bras orienté côté gauche (LSF) et Bras orienté côté droit (RSF).

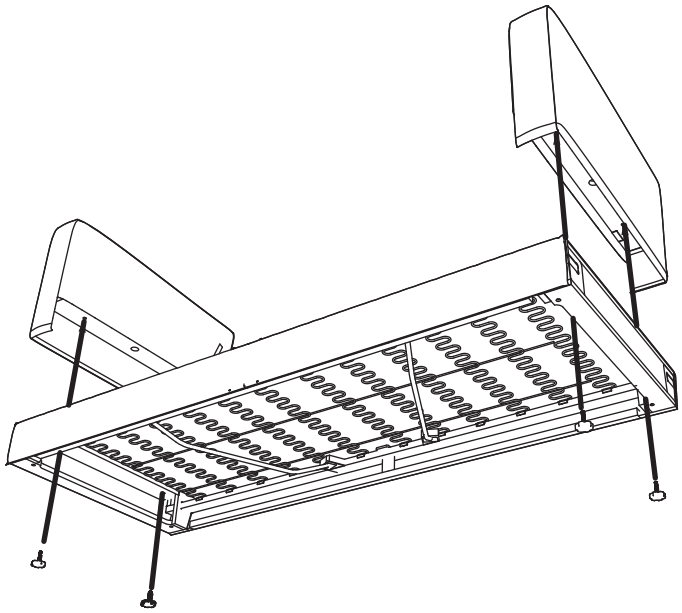

EVERLANE HOME™

CANAPÉ ET CAUSEUSE REMBOURRÉS WASATCH

3. Tournez les boulons à main (D) dans le sens des aiguilles d'une montre jusqu'à ce qu'ils soient légèrement desserrés.

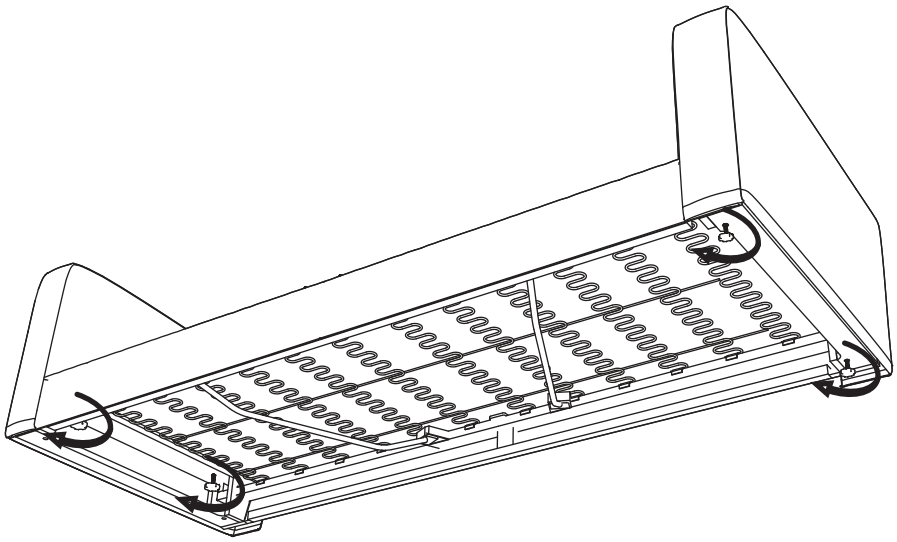

4. Faites glisser le dossier (B) dans les supports de chaque bras (C).
REMARQUE : avoir les bras un peu lâches fournit une certaine marge de manœuvre pour l'ajustement.

Serrez les boulons à main (D) pour fixer le dossier (B) aux bras (C).



5. Abaissez la partie inférieure des bras (C) et le dossier (B) et fixez-les au plateau du siège (A) avec les sangles adhésives noires. Placez ensuite le couvercle anti-poussière (H) sur les sangles.

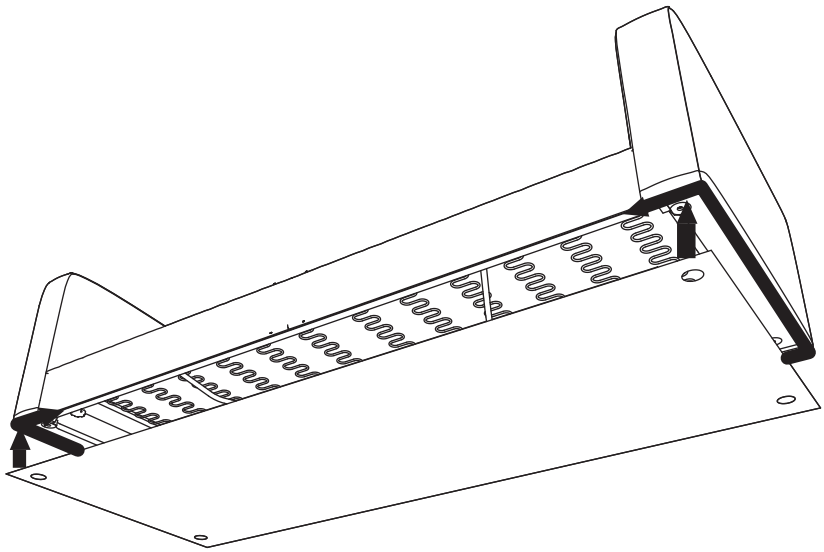

6. Vissez chaque pied (G) dans le sens des aiguilles d'une montre jusqu'à ce qu'il soit bien fixé.

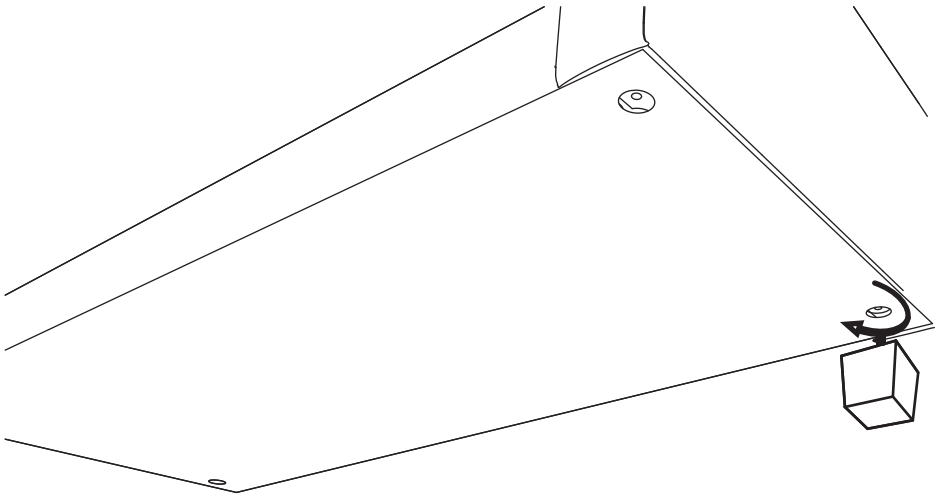

EVERLANE HOME™

CANAPÉ ET CAUSEUSE REMBOURRÉS WASATCH

7. Placez les inserts d'oreiller arrière dans les housses d'oreiller et fermez la fermeture éclair. Ajoutez ensuite les coussins de siège (F) et les coussins de dossier (E).

Félicitations! Profitez de votre nouveau canapé ou causeuse.





EVERLANE HOME™

CANAPÉ ET CAUSEUSE REMBOURRÉS WASATCH

GARANTIE LIMITÉE DE 1 AN

CE QUI EST COUVERT PAR LA GARANTIE

Cette garantie couvre tout défaut de matériau ou de fabrication, sauf indication contraire ci-après.

COMBIEN DE TEMPS DURE LA GARANTIE?

Cette garantie couvre tout défaut de matériau ou de fabrication, sauf indication contraire ci-après.

CE QUI N'EST PAS COUVERT PAR LA GARANTIE

La garantie ne s'applique qu'à l'acheteur original et ne couvre pas : a) l'usure; (b) un mauvais entretien, une mauvaise utilisation ou une altération; (c) réparation par des représentants non autorisés; (d) les dommages causés par le transit ou la manutention; ou (e) les frais de transport.

CE QUE NOUS FERONS

À notre seule discrétion, nous réparerons, remplacerons ou rembourserons le prix d'achat de tout produit qui s'avérera défectueux en raison d'un défaut de matériaux ou de fabrication.

COMMENT OBTENIR LE SERVICE DE GARANTIE

Envoyez un courriel à « warranty@mavenliving.com » pour soumettre votre demande de garantie. Veuillez conserver votre reçu d'origine afin que nous puissions traiter votre demande de garantie.

COMMENT S'APPLIQUE LA LOI DE L'ÉTAT

Cette garantie vous donne des droits juridiques spécifiques et vous pouvez également disposer d'autres droits qui varient d'un état/province à l'autre.

La présente garantie est exclusive et remplace toute autre garantie, expresse ou implicite, notamment les garanties de qualité marchande et d'adéquation à un usage particulier et de toutes les autres garanties découlant autrement en vertu de la loi, du cours des affaires, personnalisé, commerce, ou autrement. Ni le vendeur ni le fabricant ne seront tenus responsables des blessures, pertes ou dommages, directs ou indirects, résultant de l'utilisation ou de l'impossibilité d'utiliser ce produit.

GARANTIE TRAITÉE PAR MAVEN

EVERLANE HOME™

SOFÁ Y LOVESEAT TAPIZADOS WASATCH

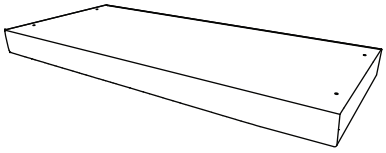

A Base del asiento
X1

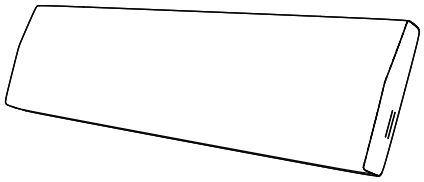

B Respaldo del asiento
X1

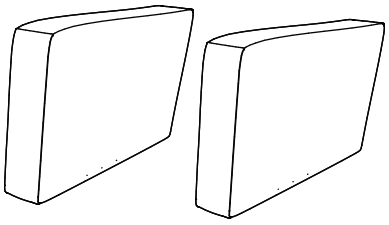

C Brazos del sofá
X2

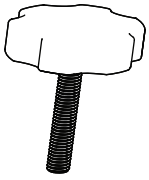

D Tornillo manual
X4

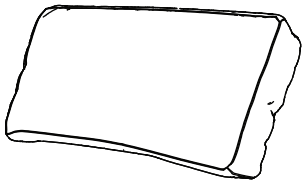

E Almohadón del respaldo
X3 para el sofá
X2 para el Loveseat

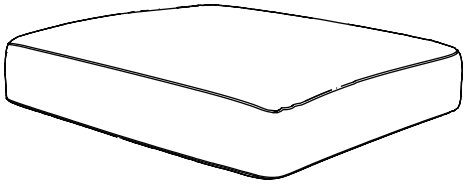

F Cojín del asiento
X3 para el sofá
X2 para el Loveseat



G Pata
X4

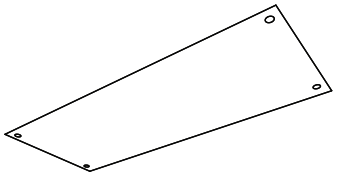

H Funda protectora
X1

NO SE NECESITAN HERRAMIENTAS

EVERLANE HOME™

SOFÁ Y LOVESEAT TAPIZADOS WASATCH

1. Girar los tensores en la base del asiento (A)

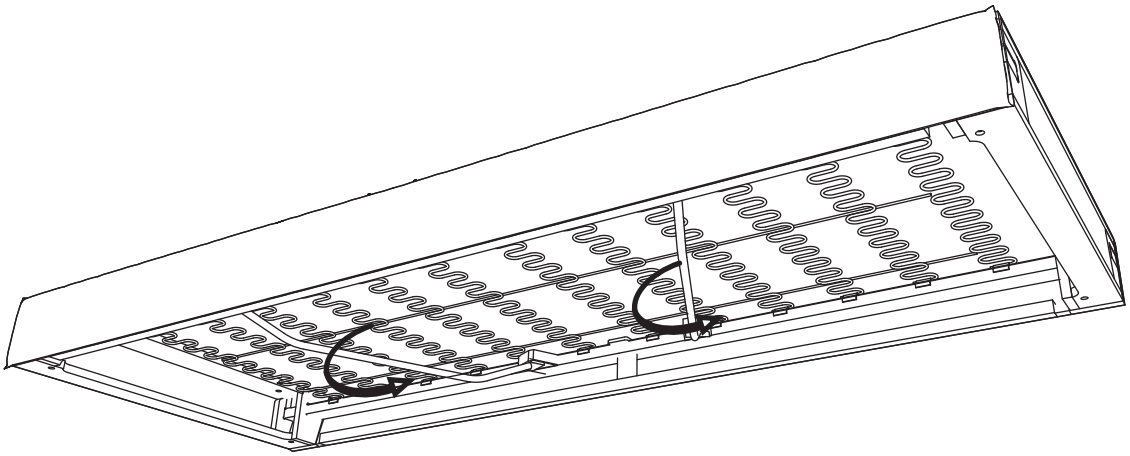

2. Alinear los brazos del sofá (C) con los agujeros y conectar los tornillos manuales (D). Tener en cuenta que los brazos están etiquetados como brazo izquierdo (LSF) y brazo derecho (RSF).

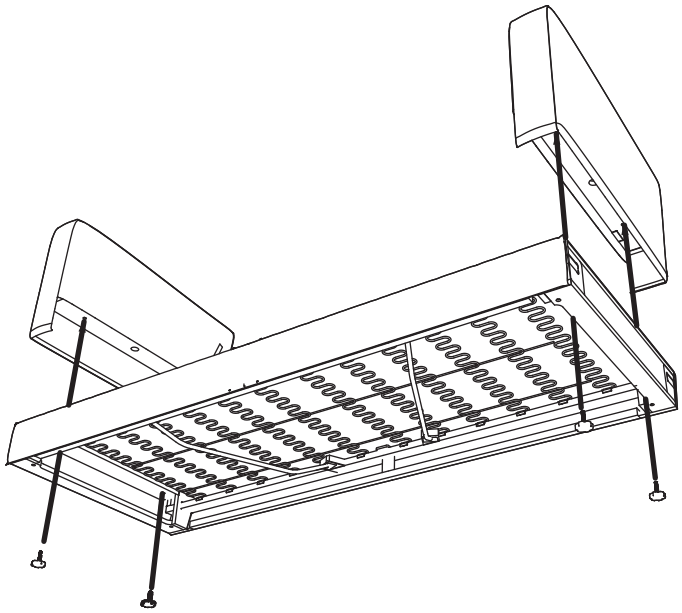

EVERLANE HOME™

SOFÁ Y LOVESEAT TAPIZADOS WASATCH

3. Girar los tornillos manuales (D) en el sentido de las manecillas del reloj hasta que estén ligeramente flojos.

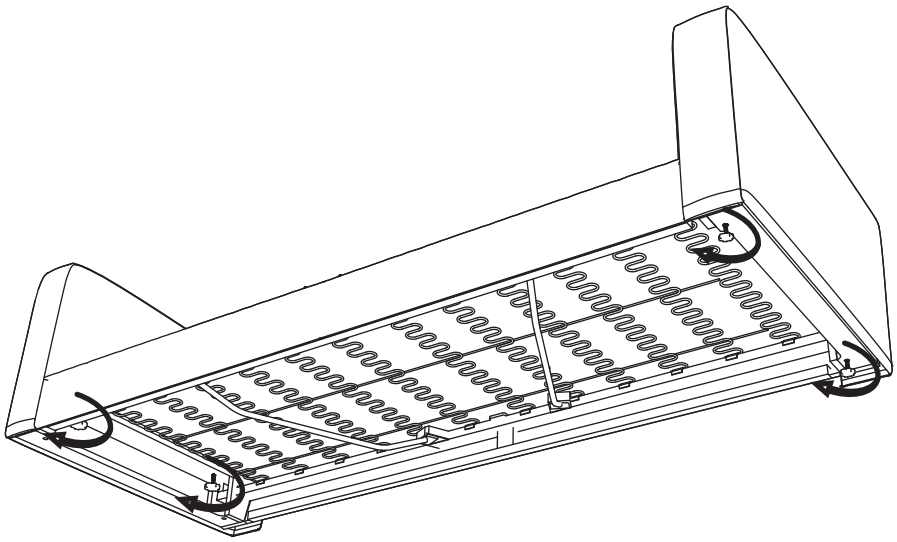

4. Deslizar el respaldo (B) en los soportes de cada brazo (C).
NOTA: tener los brazos sueltos ayuda a que se muevan para ajustarse.

Apretar los tornillos manuales (D) para asegurar el respaldo (B) a los brazos (C).



5. Tirar hacia abajo de la parte inferior de los brazos (C) y el respaldo (B) y asegurarlos a la base del asiento (A) con tiras adhesivas negras. Después, colocar la funda protectora (H) en las correas.

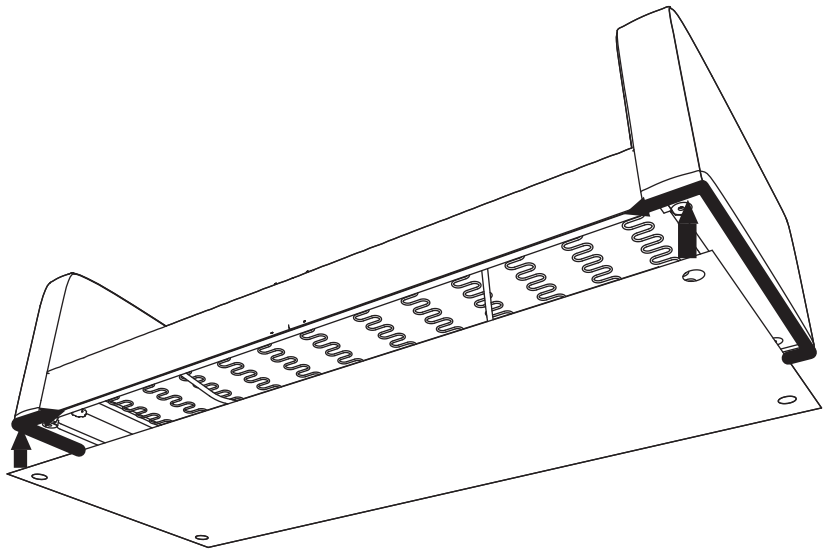

6. Atornillar cada pata (G) en el sentido de las agujas del reloj hasta que estén seguras.

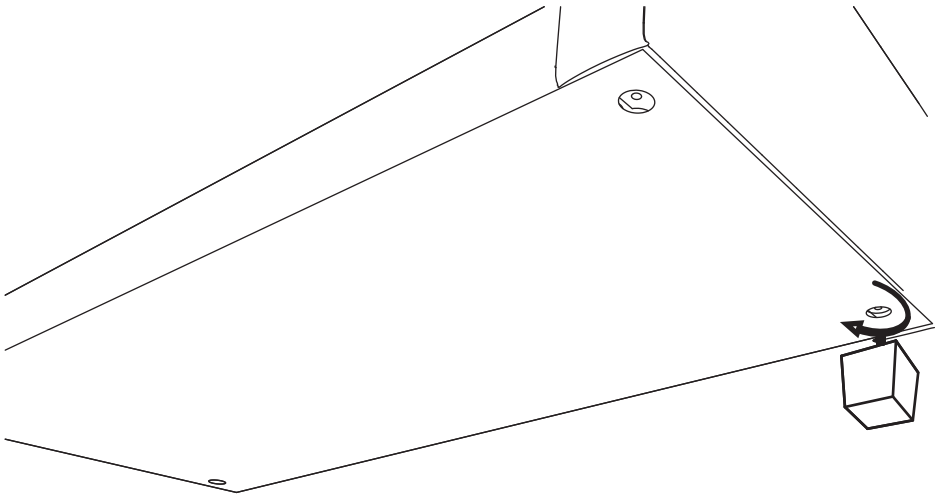

EVERLANE HOME™

SOFÁ Y LOVESEAT TAPIZADOS WASATCH

7. Coloque las inserciones de la almohada trasera en las fundas de la almohada y cierre la cremallera. Luego agregue los cojines del asiento (F) y las almohadas del respaldo (E).

¡Felicidades! Disfrute de su nuevo sofá o Loveseat.





EVERLANE HOME™

SOFÁ Y LOVESEAT TAPIZADOS WASATCH

GARANTÍA LIMITADA DE 1 AÑO

LO QUE CUBRE

La garantía cubre cualquier defecto de fabricación o de material, con las excepciones que se mencionan más adelante.

POR CUÁNTO TIEMPO ES VÁLIDA LA COBERTURA

Esta garantía tiene una duración de un (1) año a partir de la fecha de compra.

LO QUE NO CUBRE

La garantía solo el válida para el comprador inicial y no cubre: (a) el desgasto por uso; (b) el mantenimiento incorrecto, el mal uso o la alteración del producto; (c) la reparación por parte de representantes no autorizados; (d) el daño generado por el traslado o el manejo del producto; o (e) los costos de transporte.

LO QUE HAREMOS

A nuestra entera discreción, repararemos, reemplazaremos o reembolsaremos cualquier producto que tenga defectos de fábrica o de material comprobables.

COMO OBTENER EL SERVICIO

Envíe un correo electrónico a "warranty@mavenliving.com" para presentar su reclamación de garantía. Guarde su recibo para que podamos procesar su solicitud de garantía.

CÓMO APLICAN LAS LEYES ESTATALES

This warranty gives you specific legal rights, and you may also have other rights which vary from state to state.

La garantía mencionada será exclusiva y reemplazará cualquier otra garantía, ya sea escrita o implícita, como garantías de comerciabilidad o idoneidad para un fin determinado y cualquier otra garantía que surja por disposiciones legales, usos del tráfico, aduanas, comercio u otros. Ni el vendedor ni el fabricante asumirán responsabilidad alguna por cualquier lesión, pérdida o daño, sea directo o consecuente, que surja como resultado de utilizar o no poder utilizar este producto.

GARANTÍA CUMPLIDA POR MAVEN